

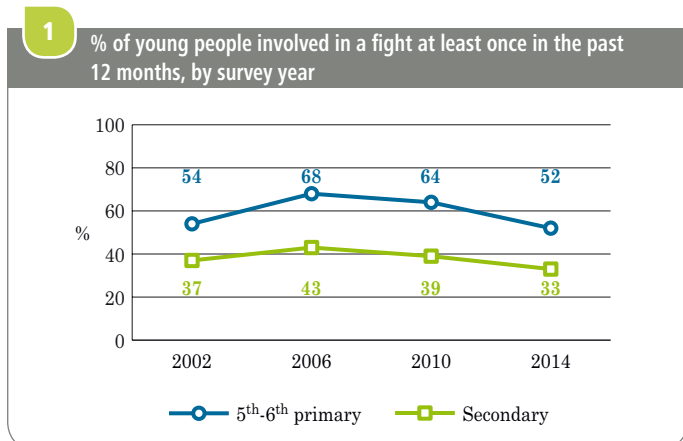
FIGHTS, BULLYING

Being in a fight at least once in the past 12 months was reported less frequently in 2014 than in 2010. In 2014, boys and young people in the 5th-6th years of primary school reported more often that they had been in a fight or that they were "bullied".

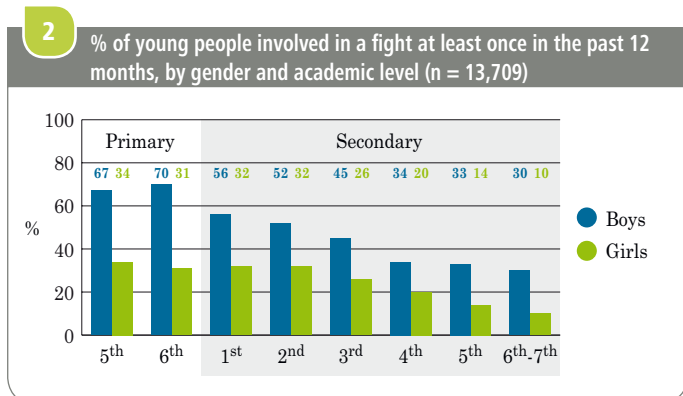
PHYSICAL FIGHT

Physical violence is the most common manifestation of interpersonal conflicts, particularly among young people. Beyond the possible physical consequences, it is also associated with youth malaise, both among those attacked and the aggressors. The results shown below focus on physical violence in all of young people's walks of life (school, family, social, etc.).

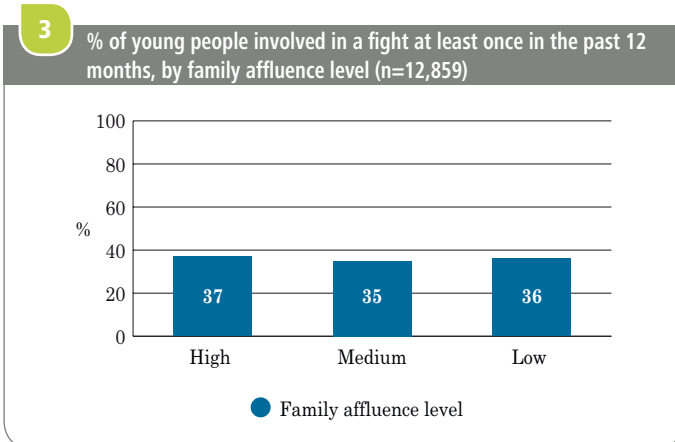
In 2014, nearly 4 in 10 young people reported being involved in a fight at least once in the past 12 months. This proportion was higher at the end of primary than in secondary school (52% vs 33%). The proportion seen in 2014 among pupils in the 5th-6th years of primary school was lower than in 2006 and 2010. In secondary school, the proportion seen in 2014 was the lowest compared to previous surveys. **1**



The proportion of young people reporting that they had been involved in a fight at least once in the past 12 months decreased as the academic level increased. This proportion was higher among boys and the gap between boys and girls continued throughout schooling. **2**



The proportion of young people reporting that they had been involved in a fight at least once in the past 12 months was not associated with the family affluence level. **3**



Internationally, young people in Federation Wallonia-Brussels (FWB) reported that they had been involved in a fight more frequently than in other countries. The proportions seen in FWB were systematically higher than the global proportions across all countries taking part in the 2014 HBSC survey. 11-year-old boys were ranked 2nd, those aged 13 in 6th place and those aged 15 in 10th place. Girls, meanwhile, were in 1st place regardless of age. **4**

4 % of young people involved in a fight at least once in the past 12 months, internationally and in FWB

	HBSC International			FWB	
	% min	% global	% max	%	Rank
Boys (11 years)	35	53	70	69	2/42
Boys (13 years)	33	48	71	57	6/42
Boys (15 years)	22	38	69	44	10/42
Girls (11 years)	9	19	33	33	1/42
Girls (13 years)	10	20	31	31	1/42
Girls (15 years)	9	16	25	25	1/42

BEING BULLIED BY ANOTHER STUDENT

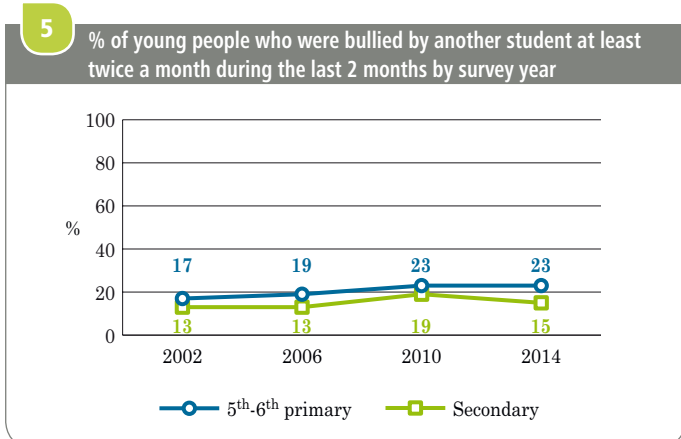
Bullying* or repeated provocations are another form of violence that can have serious consequences on young people's health and well-being.

In 2014, 6 out of 10 young people reported that they were "never" bullied by a student in the 2 months prior to the survey. One young person in four reported that it had happened to them once or twice in the last 2 months, and one young person in six

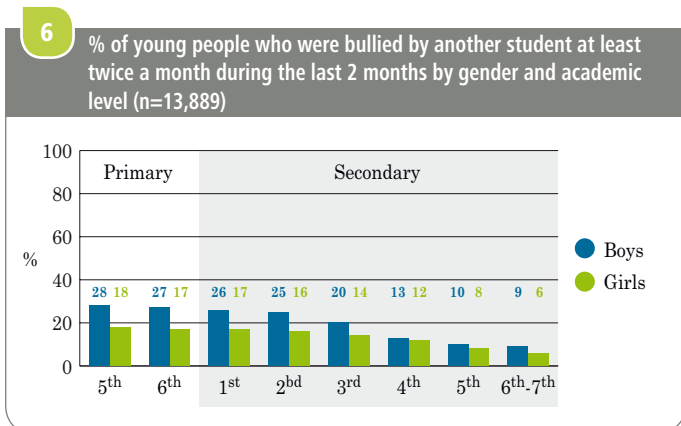
* The French term "harcèlement" (bullying) is not very widespread or clearly understood by young people thus far. That is why, during the survey conducted in FWB, this aspect was explored by raising the matter of being provoked or "bothered" by a student by specifying before the question: "We say that a student is provoked when another student, or a group of students, say or do nasty and unpleasant things to him or her. It is also provoking or bothering when a student is teased repeatedly in a way he or she does not like or when he or she is deliberately left out of things. But it is not provoking or bothering when two students of about the same strength or power argue or fight. It is also not provoking nor bothering when a student is teased in a friendly and playful way".

testified that it had happened to them at least two or three times per month. This last proportion corresponds to young people who had been bullied. It was higher in the 5th-6th years of primary school (22%) than in secondary school (15%). **5**

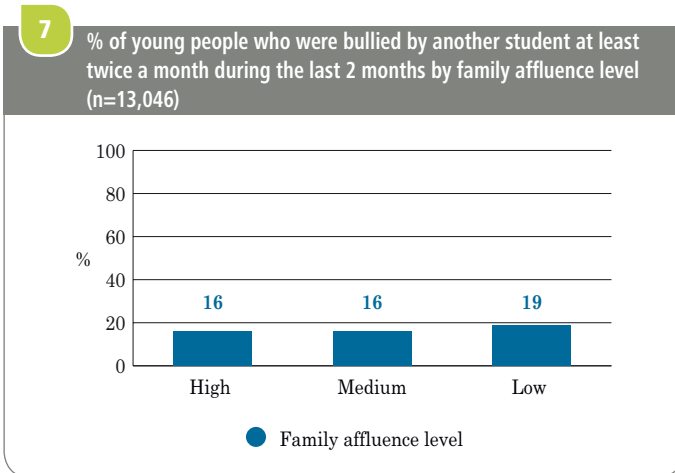
In the 5th-6th years of primary school, the proportion of young people who reported that they had been bullied by another student at least twice a month during the last 2 months was stable in 2014 compared to 2010 but remained higher than the proportions seen in 2002 and in 2006. In secondary school, this proportion decreased in 2014 compared to 2010 but also remained higher than the proportions seen in 2002 and in 2006. **5**



Being bullied was reported less and less frequently as schooling progressed. It was more frequently reported by boys. The gap between genders was seen from the 5th year of primary school until the 3rd year of secondary school. **6**



Young people living in a family whose level of affluence was low reported more frequently that they had been bullied compared to young people whose family affluence level was medium or high. **7**



As with fights, international comparisons showed that young people in FWB reported more frequently they had been bullied at least twice a month compared to young people in other countries that took part in the 2014 HBSC. FWB was among the countries or regions with the highest proportions. **8**

8 % of young people who were bullied by another student at least twice a month during the last two months, internationally and in FWB

	HBSC International			FWB	
	% min	% global	% max	%	Rank
Boys (11 years)	4	14	35	28	2/42
Boys (13 years)	4	12	31	26	2/42
Boys (15 years)	2	9	29	20	2/42
Girls (11 years)	3	11	29	18	5/42
Girls (13 years)	1	11	29	16	6/42
Girls (15 years)	1	8	22	15	3/42

CYBERBULLYING

The development of communications technologies has spawned a new form of bullying, cyberbullying.

In 2014, 8% of boys and 10% of girls reported that they had received mean texts or messages at least once during the past two months.

In addition, 7% of boys and 5% of girls reported that unflattering or inappropriate pictures of them had been taken and posted online without their permission at least once in the past two months. These two forms of cyberbullying were closely linked. The proportion of young people whose unflattering or inappropriate photos had been taken and put online without their permission, was almost seven times higher among young people who had received mean texts or messages (26%) compared to those who did not receive these types of messages (4%).



The full results of the HBSC Survey 2014 conducted in Federation Wallonia-Brussels will be the subject of a publication that will be available later. For further information, see the website sipes.ulb.ac.be

